

Human Services : Rescue Missions

Central Union Mission

"No one should live hungry and homeless" Matthew 25:35-40



86.48

65 Massachusetts Avenue, NW Washington, DC 20001

tel: (202) 745-7118 Web Site

EIN: 53-0218650

Board Leadership

Deedee Collins

Chair

CEO

Joseph J. Mettimano

President, Chief Executive Officer

[Add to My Charities](#)

[Donate to this Charity](#)

Mission ▲

Established in 1884, Central Union Mission is one of America's oldest private social service ministries. Central Union Mission serves hurting people throughout the Washington Metropolitan Area. We serve homeless men, families living in poverty, children from at-risk neighborhoods and the growing Hispanic population in the city.

Our mission is to glorify God through proclaiming and teaching the gospel, leading people to Christ, developing disciples, and serving the needs of hurting people throughout the Washington Metropolitan Area. Central Union Mission will transform the lives of the people we serve into Godly, productive members of society by meeting their physical, spiritual, and emotional needs.

We will display a gracious, sincere spirit of integrity and Christian love in everything we do. By displaying excellence in all aspects of this ministry, we will honor God and inspire the people we serve, our community, donors, volunteers and staff.

Impact Information ▲



GuideStar is Charity Navigator's trusted partner in sharing information on how this organization seeks impact. GuideStar has recognized this organization with a Gold Seal of Transparency for voluntarily and publicly describing their goals, strategies, and accomplishments. [Learn More](#) about Impact Information.

CHARTING IMPACT

What is your organization aiming to accomplish?

One life at a time, the Mission works to help transform the area's toughest rehabilitation cases, including drug addicts, gang members, criminal offenders and the chronically homeless into productive members of society. The Mission's programs have an extremely high success rate at helping individuals overcome addiction and homelessness, and achieve independent living.

What are your strategies for making this happen?

Central Union Mission is a faith-based 501(c)(3) nonprofit organization with six locations throughout the Washington metropolitan area. In addition to its family ministries, the Mission operates an emergency shelter program, a rehabilitation program for men with life-controlling issues, a food, clothing and furniture distribution center, a retreat and recreation center with a camp for underprivileged children, programs for isolated seniors, computer and job training, and transitional and low-cost housing.

What are your organization's capabilities for doing this?

The Mission operates a Men's Shelter at 65 Massachusetts Ave, Washington DC 20001, the Family Ministry Center that provides food, clothing, toiletries and household items to local families in need, The Gospel Mission House, a 15-bed Transitional House for men graduating from one of the mission's programs, Lambert House, with 5 apartments for low-income families, Camp Bennett, a 220 acre retreat and conference center and our administrative offices at 2600 12th Street NE, Washington DC 20018.

How will your organization know if you are making progress?

We measure success by the number of men who complete these workforce and other training and treatment programs to move from homelessness to a productive and rewarding role back in the community with their families.

What have and haven't you accomplished so far?

Last year the Overnight Guest Ministry and Spiritual Transformation Program provided 58,899 nights of shelter and 6,448 counseling sessions and hospital or home visits. Together, both ministries distributed 29,964 pieces of clothing and served 245,778 nutritious meals at the shelter. At the Gales School men's shelter, the Mission serves 200 guests three hot meals a day. The Spiritual Transformation Program welcomed 157 participants this year. Men's Ministry provided 1,770 appointments for eye exams, testing

GuideStar's Gold Seal of Transparency is earned by completing five questions around an organization's strategies, progress, and results, known as Charting Impact. Charting Impact encourages strategic thinking about how an organization intends to achieve its goals. The end result is a report that lets nonprofits share concise, detailed information about plans and progress with key stakeholders, including the public. This data is provided directly by nonprofits to GuideStar via their Nonprofit Profile.

This impact information is current as of March 2020, when it was provided to us by GuideStar. At this time, Impact information published on this organization's page has no effect on its rating per our methodology.

Financial



80.89

Accountability & Transparency



100.00

This rating was published 06/01/2020 and includes data from FY2019, the most recent 990 received at that time.

[Why isn't this based on more recent data?](#)

[Learn more about how we calculate the overall score and rating.](#)

Financial Performance Metrics ▲

Program Expenses <i>(Percent of the charity's total expenses spent on the programs and services it delivers)</i>	82.6%
Administrative Expenses	4.4%
Fundraising Expenses	12.9%
Fundraising Efficiency	\$0.14
Working Capital Ratio (years)	0.97
Program Expenses Growth	-0.4%
Liabilities to Assets	16.6%

All data for Financial Performance Metrics calculations was provided by Central Union Mission on recent 990s filed with the IRS.

Accountability & Transparency Performance Metrics ▲

Information Provided on the Form 990

Independent Voting Board Members	<input checked="" type="checkbox"/>
No Material diversion of assets	<input checked="" type="checkbox"/>
Audited financials prepared by independent accountant	<input checked="" type="checkbox"/>
Does Not Provide Loan(s) to or Receive Loan(s) From related parties	<input checked="" type="checkbox"/>
Documents Board Meeting Minutes	<input checked="" type="checkbox"/>
Provided copy of Form 990 to organization's governing body in advance of filing	<input checked="" type="checkbox"/>
Conflict of Interest Policy	<input checked="" type="checkbox"/>
Whistleblower Policy	<input checked="" type="checkbox"/>
Records Retention and Destruction Policy	<input checked="" type="checkbox"/>
CEO listed with salary	<input checked="" type="checkbox"/>
Process for determining CEO compensation	<input checked="" type="checkbox"/>
Board Listed / Board Members Not Compensated	



Is the following information easily accessible on the charity's website?

Donor Privacy Policy



Board Members Listed



Audited Financials



Form 990



Key staff listed



Charities Performing Similar Types of Work



Highly Rated

Charity Name & State	Overall Score	Overall Rating
Central Union Mission (DC)	86.48	★★★★☆
Guiding Light Mission (MI)	88.17	★★★★☆
Urban Ministries of Durham (NC)	91.45	★★★★★
The Gospel Mission (IA)	90.59	★★★★★
Grace Centers of Hope (MI)	93.67	★★★★★

Compare These Charities (Highly Rated)

**Income Statement
(FYE 06/2019)**



REVENUE

Contributions

Contributions, Gifts & Grants	\$14,477,318
Federated Campaigns	\$88,897
Membership Dues	\$0
Fundraising Events	\$110,670
Related Organizations	\$0
Government Grants	\$0
Total Contributions	\$14,676,885
Program Service Revenue	\$1,176,128
Total Primary Revenue	\$15,853,013
Other Revenue	\$1,804,097
TOTAL REVENUE	\$17,657,110

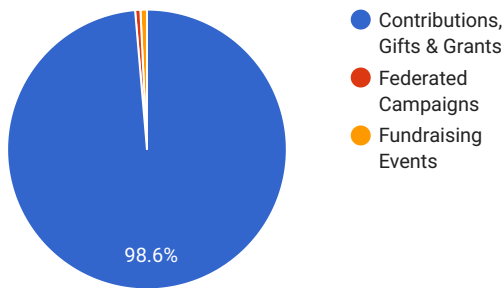
EXPENSES

Program Expenses	\$13,527,770
Administrative Expenses	\$704,936
Fundraising Expenses	\$2,310,620
TOTAL FUNCTIONAL EXPENSES	\$16,543,326
Payments to Affiliates	\$0
Excess (or Deficit) for the year	\$1,113,784
Net Assets	\$16,276,319

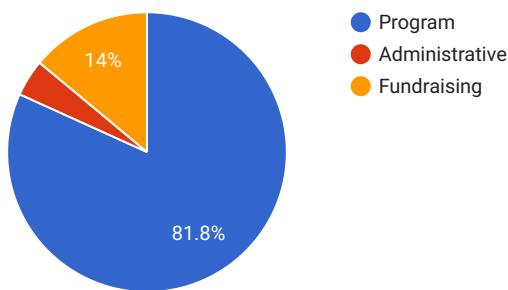
Financial Charts



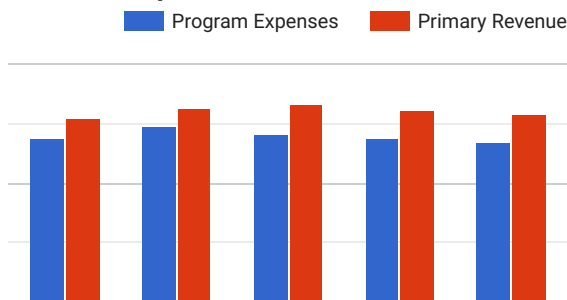
Contributions Breakdown (FYE 06/2019)



Expenses Breakdown (FYE 06/2019)



Revenue/Expenses Trend



Programs (FYE 06/2019)



Program names and associated costs are listed for the top programs as reported on the charity's most recently filed Form 990. The top programs displayed will include the largest three programs, or those programs covering at least 60% of the charity's total expenses, whichever comes first.

Program Name	Amount Spent	% of Program Expenses
Food Service and Outreach	\$7,871,819	58.2%

Men's Ministry	\$5,484,521	40.5%
Partnerships	\$171,430	1.3%

Ratings History



Form 990 FYE	Date Published	Overall Score	Overall Rating
CN 2.1			
2019-06	06/01/2020	86.48	★★★★☆
2018-06	11/01/2019	83.44	★★★★☆
2017-06	07/01/2018	89.86	★★★★☆
2016-06	02/01/2018	89.00	★★★★☆
2015-06	07/01/2016	90.60	★★★★★
2014-06	06/01/2016	83.91	★★★★☆
CN 2.0			
2014-06	02/01/2016	88.67	★★★★☆
2014-06 ⓘ	10/01/2015	88.33	★★★★☆
2013-06	12/22/2014	83.92	★★★★☆
2013-06 ⓘ	10/01/2014	77.56	★★★☆☆
2012-06	10/01/2013	93.52	★★★★★
2011-06	04/01/2012	87.42	★★★★☆
2010-06	12/01/2011	91.76	★★★★★
2010-06 ⓘ	09/20/2011	90.01	★★★★★
CN 1.0			
2010-06	02/01/2011	88.35	★★★★☆
2009-06	07/01/2010	88.04	★★★★☆
2008-06	07/01/2009	83.01	★★★★☆
2007-06	03/01/2008	85.26	★★★★☆
2006-06	02/01/2007	79.45	★★★☆☆
2005-06	09/01/2006	60.02	★☆☆☆☆

DETAILED SIDE-BY-SIDE REPORT



The data displayed on this tab is provided by the IRS in the form of Publication 78 and the Business Master File (BMF).

EIN	53-0218650
Name in IRS Master File	CENTRAL UNION MISSION
NTEE Code	L41
NTEE Classification	Homeless, Temporary Shelter For
NTEE Type	Housing, Shelter
Classification	Charitable Organization
Subsection	501(c)(3) (View the list of codes)
Activities	(325) Camp (602) Gifts, grants, or loans to other organizations (1) Church, synagogue, etc
Foundation Status	Organization which receives a substantial part of its support from a governmental unit or the general public 170(b)(1)(A)(vi)
Deductibility	Contributions are deductible
Affiliation	Independent - the organization is an independent organization or an independent auxiliary (i.e., not affiliated with a National, Regional, or Geographic grouping of organizations).
Group Name	[Not Applicable]
Ruling Date	February, 1942
Filing Requirement	990 (all other) or 990EZ return
Fiscal Year End	June
IRS Forms 990 (provided courtesy of Foundation Center)	(Log In or Register Now to View Forms 990!) <ul style="list-style-type: none"> • June, 2018 • June, 2017 • June, 2016 • June, 2015 • June, 2014

**Compensation of Leaders
(FYE 06/2019)**



Comp	% of Expenses	Paid to	Title
\$55,883	0.33%	Joseph J. Mettimano	President, CEO
Other Salaries of Note			
\$100,262	0.60%	Sally Cox	CFO, COO

Charity Representative Login



This charity has an official representative registered with Charity Navigator.

Join Our Mailing List

Join over 400,000 other informed givers and get updates on charity ratings, new features, hot topics, and tips for donating.

Subscribe

[HELP CENTER](#)